



WATER RESISTANT

HYDRO LOCK LAMINATE

- ✓ Quiet / Noiseless
- ✓ Hygienic
- ✓ Warm Underfoot
- ✓ Durable
- ✓ Affordable
- ✓ Versatile
- ✓ Low Maintenance
- ✓ Individual



Scratch-Resistant & ✓
Water-Resistant Surface



Why Gerbür


We design, develop and manufacture high quality laminate flooring with unique and patented properties, using state-of-the-art technology for both home and commercial areas to with-stand even the most demanding areas of traffic. Each of our integrated flooring and surface solutions caters to a very specific customer need because every customer is unique and has highly individual needs. Today across the world and day after day, people experience their lives at home, in public building, schools, hospitals, offices and during sports or leisure activities through a Gerbur floor. No matter whether the project is public, commercial, residential or a sports facility installation, a new construction or a renovation project, it's the combination of our world wide expertise, our broad product portfolio across vinyl and laminate wood, as well as our intimate und standing of customer's needs that enables Gerbür to create those distinctive flooring experiences.

Innovative and modern designs at the best possible price vs performance ratio.
Design and function, welcome to Gerbür



	<p>Quiet / Noiseless Whereas products such as ceramics or stone can be very noisy, Gerbür Hydro Lock water resistant laminate is quiet underfoot.</p>	<p>Hygienic Gerbür Hydro Lock water resistant laminate is suitable in family environment as it will not harbour dirt and bacteria.</p>
<p>Warm Underfoot Much warmer to touch than most natural flooring products, like stone or ceramics.</p>	<p>Durable Gerbür Hydro Lock water resistant laminate will not splinter, chip or crack and is extremely hard wearing.</p>	<p>Affordable In comparison to most natural woods and other types of flooring, Gerbür laminate is an affordable option.</p>
<p>Versatile Unlike wood or parquet flooring, Gerbür laminates are constructed to minimise problems associated with expansion and contraction.</p>	<p>Low Maintenance Gerbür laminate is easy to maintain unlike natural products which may need sanding, polishing and repairing.</p>	<p>Individual With an extensive selection of standard products and a diverse range of design components, you can craft a truly unique floor.</p>

Water Resistant Laminate Flooring Construction



1. AC5 Wear Layer

Coated in a thin lacquer of aluminium oxide which provides a **scratch-resistant** and **water-resistant** surface.

2. HD Decor Pattern Layer

Advanced printing and embossing technology enables a real timber feel and finish.

3. Watertight Uniclick Lock System

Up to 1000 kg/m³ super Ultra core, only 5% thickness swelling after 24 hours in water. The paraffin covering the entire profile protects your floor against humidity.

4. Durable Balance Layer

Black backing layer that serves to protect the core board and acts as light insulation.

CONTENTS



Soft Sand
GB HYL - 01



Whispering Oak
GB HYL - 02



Desert Calm
GB HYL - 03



Harbor Mist
GB HYL - 04



Washed Dune
GB HYL - 05



Soft Fawn
GB HYL - 06



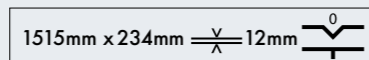
Gentle Haze
GB HYL - 07



Claywash Oak
GB HYL - 08



Availabe Dimension



The swatch samples shown are intended, only to help you view the colour tone and feel the surface texture of the product. As these small samples do not represent the full pattern or plank design, we strongly recommend viewing a full-size plank before making your final selection to ensure it meets your expectations.



Soft Sand
GB HYL - 01

Scratch-Resistant & ✓
Water-Resistant Surface



Soft Sand

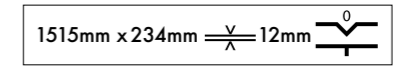
GB HYL - 01



Experience the soothing charm of Soft Sand, a natural-toned laminate that brings calm elegance to any space. Built for comfort and strength, its HydroLock technology ensures easy cleaning, lasting durability, and a hygienic surface for modern living



Plank size:





Whispering Oak
GB HYL - 02

Scratch-Resistant & ✓
Water-Resistant Surface




Whispering Oak

GB HYL - 02



Bring natural serenity into your space with Whispering Oak, a beautifully detailed laminate that blends gentle warmth with timeless style. Designed with HydroLock technology, it offers water resistance, quiet comfort, and the perfect balance of elegance and practicality.

Plank size:

1515mm x 234mm $\frac{V}{X}$ 12mm 



Desert Calm
GB HYL - 03

Scratch-Resistant & ✓
Water-Resistant Surface



Desert Calm

GB HYL - 03



Embody the serene spirit of Desert Calm, a refined laminate inspired by soft desert hues. Designed for modern living, its water-resistant surface stays beautiful and easy to maintain, offering lasting comfort and a peaceful atmosphere every day.

Plank size:

1515mm x 234mm $\frac{V}{X}$ 12mm



Harbor Mist
GB HYL - 04

Scratch-Resistant & ✓
Water-Resistant Surface




Harbor Mist

GB HYL - 04



Harbor Mist captures the refined character of natural oak in a rich, balanced tone that enhances any interior. With advanced HydroLock technology, it delivers lasting strength, easy upkeep, and quiet comfort for timeless everyday living.

Plank size:

1515mm x 234mm $\frac{V}{X}$ 12mm 



Washed Dune
GB HYL - 05

Scratch-Resistant & ✓
Water-Resistant Surface



Washed Dune

GB HYL - 05



Washed Dune reflects the gentle beauty of coastal sands with its light, sun-washed tones and delicate grain texture. Perfect for modern homes, its HydroLock water-resistant surface offers lasting durability, easy upkeep, and a warm, relaxing feel underfoot.

Plank size:

1515mm x 234mm $\frac{V}{X}$ 12mm



Soft Fawn
GB HYL - 06

Scratch-Resistant & ✓
Water-Resistant Surface



Soft Fawn

GB HYL - 06



Soft Fawn adds a touch of calm charm to any home, with its smooth, light gray tones that create a fresh and inviting feel. Designed for lasting comfort, its water-resistant surface stays beautiful, easy to maintain, and timeless.

Plank size:

1515mm x 234mm $\frac{V}{X}$ 12mm



Gentle Haze
GB HYL - 07

Scratch-Resistant & ✓
Water-Resistant Surface




Gentle Haze

GB HYL - 07



Embrace the calm elegance of Gentle Haze, where soft oak tones blend with a hint of grey for a modern, refined look. This water-resistant laminate combines quiet comfort with easy care, offering lasting style and beauty for contemporary living spaces.

Plank size:

1515mm x 234mm $\frac{V}{X}$ 12mm 



Claywash Oak
GB HYL - 08

Scratch-Resistant & ✓
Water-Resistant Surface



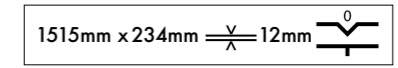
Claywash Oak

GB HYL - 08

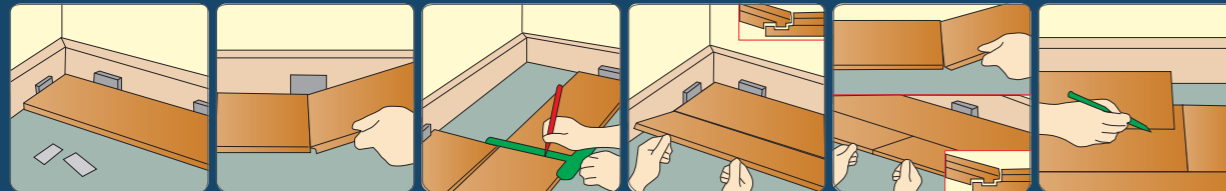


Claywash Oak blends the natural beauty of oak with a soft, medium-dark tone that adds warmth and modern charm to any space. Designed with HydroLock water-resistant technology, it's durable, quiet, and easy to maintain.

Plank size:



Laminate Installation Guide



Tips and tricks on how you can quickly and easily install your laminate floor from Gebür

Please first read through the entire installation guide for your new laminate floors. Follow these instructions exactly in order to maintain the full warranty and guarantee claims. Check the laminate panels carefully for damage before you begin. Once panels have been handled, they will no longer be covered under damage claims.

Before installation

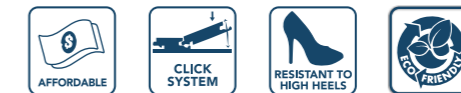
- Leave cartons of laminate flooring in the same climatic conditions as the room they are going to be installed in for at least 48 hours.
- An important precondition for the installation and conservation of value of the laminate floors is a room temperature of approximately 20 degrees Celsius and a relative humidity of 50 to 70 per cent.
- The subfloor must be absolutely even, dry, clean and able to carry a load.
- If installing over a mineral subfloor such as concrete, cement, anhydride screed or stone tile, you must first measure the humidity using a CM-device. The following values should not be exceeded by the stone floor:
 - **Cement screed:** With underfloor heating 1.8 per cent CM; without underfloor heating 2 per cent CM.
 - **Anhydride screed:** With underfloor heating 0.3 per cent; without underfloor heating 0.5 per cent CM.
- Before installing laminate over mineral substrate, you must first lay down an appropriate vapour barrier film trough-like ("floating") to protect against moisture. The sheeting should overlap by at least 20cm and seams should be secured with masking tape.
- A carpeted floor is not an appropriate subfloor; all carpet must be removed thoroughly before installation. Laminate floor should be laid trough-like; the laminate may not be affixed to the subfloor.
- For floors without footfall sound insulation we advise that you do install a sound insulation such as a 2mm thick PE film underlay or another suitable underlay that is a maximum of 3mm thick. Lay rows in the same direction as the laminate panels. Opened cartons should be installed immediately.

Generally you have three laminate floor installation options:

- Adhesive-free, quick installation
- Installation with Clickguard or a comparable joint sealant. This way the floor is protected from the top down for the long-term against moisture damage. Yet the sealed panels can still be taken up and laid again later.
- Installation with adhesive likewise provides long-term protection against moisture damage; however the work is costlier and disassembly for a second installation of the floor is no longer possible.

Technical Data Sheet

Property	Info
Length	1515 mm
Width	234 mm
Thickness	12 mm
Plank qty.	6 pcs
Pack size	2.127 sqm
Laying	Must be layed as floating floor
Warranty	Residential - 20 Year Commercial - 10 Year



Test Item	Standard	Result
Formaldehyde Emission	EN 717-1:2004-10	E1
Reaction to fire	EN ISO 9239-1:2010-06	Class Bfl-s1*
Sliding behavior	EN 13893:2002-11	Class DS
Low Material Swelling	ASTM D6007-14	8%
TVOC	FLOORSCORE	Pass
Critical radiant flux	ASTM E648	Pass
Dimensional stability and Curling	ASTM F18-2199	Pass
Large Ball Impact Resistance	NALFA LF 2011-01	Pass
Small Ball Impact Resistance	NALFA LF 2011-01	Pass
Locking Strength	SO 24334:201	Pass
Scratch Resistance	SO 1:2019-1518	Pass
Slip Resistance	ASTM D2017-2394	Pass



HYDRO
LOCK WATER RESISTANT
LAMINATE

Exclusive Distributor:

